

Our products / Protection against direct effects of lightning

> Earthing system >

■ Coupling sleeve

Coupling sleeve to join two earth rods
Driving tip to insert rod without damaging it

• 16113/16133



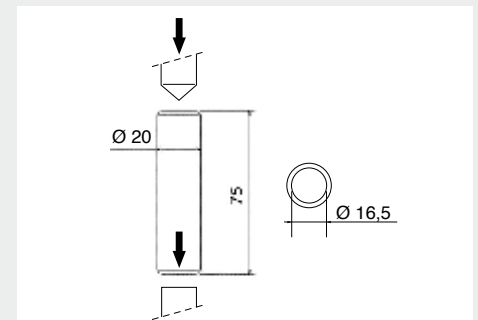
Ref. 16113



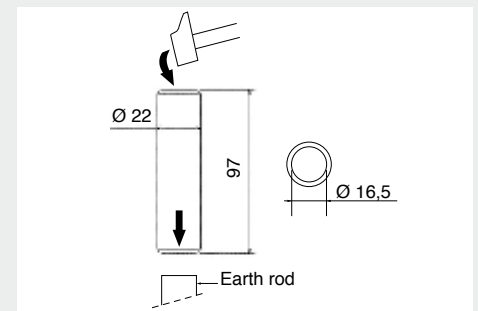
Ref. 16133

Ref	Designation	Material	dimensions	Weight
16113	Coupling sleeve	Stainless Steel	20 x 75 mm	100 g
16133	Driving tip	Steel	22 x 97 mm	170 g

Ref. 16113



Ref. 16133



■ Rod connecting collar

These rod connecting collars are used to connect the down-conductor of the Air terminal to the earth rods

• 16121/16126



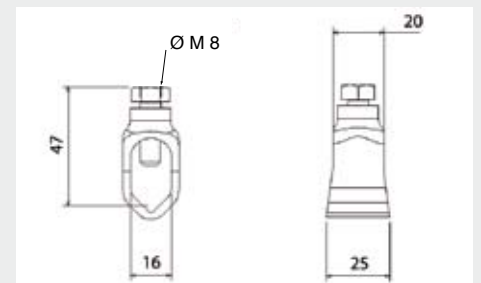
Ref. 16121



Ref. 16126

Ref	Designation	Material	Dimensions	To use with	Weight
16121	Round collar	Brass	40 x 22 mm	Round conductor	76 g
16126	Round collar 2	Brass	40 x 22 mm	Plate conductor	120 g

Ref. 16121



Ref. 16126

